

**QUARTERLY PHYSICAL REPORT OF OPERATION**  
as of Dec. 31, 2018

Department : Presidential Communications Operations Office  
 Agency : News and Information Bureau  
 Operating Unit : \_\_\_\_\_  
 Organization Code (UACS) : \_\_\_\_\_

√	Current Year Appropriations
	Supplemental Appropriations
	Continuing Appropriations
	Off-Budget Account

Particulars	UACS CODE	Physical Targets					Physical Accomplishments					Variance as of Dec. 31, 2018	Remarks
		1 <sup>st</sup> Quarter	2 <sup>nd</sup> Quarter	3 <sup>rd</sup> Quarter	4 <sup>th</sup> Quarter	Total	1 <sup>st</sup> Quarter	2 <sup>nd</sup> Quarter	3 <sup>rd</sup> Quarter	4 <sup>th</sup> Quarter	Total		
1	2	3	4	5	6	7=(3+4+5+6)	8	9	10	11	12=(8+9+10+11)	13	14
BVPart A													
I. Operations													
MFO 1 – Media Operations Services (Media and Information Services)	301000000												
Performance Indicator (Set 1) <b>Quantity</b> Percentage of news, information, and media services <b>provided</b> both locally and internationally. News stories submitted on presidential government policies, pronouncement, directives, programs, activities, etc. Photographs taken on presidential activities and state guests.	301010001; 301010002	100% of 30,000	100% of 30,000	100% of 30,000	100% of 30,000	100% of 120,000	104% or 31,319	180% or 53,877	146% or 43,689	82% or 24,507	128% or 153,392	33,392	Decline or increases on the accomplishments vary according to the activities of the President.
Speeches, press conferences, briefings, interviews transcribed.		100% of 240	100% of 240	100% of 240	100% of 240	100% of 960	117% or 280	82% or 197	120% or 289	82% 196	100% or 962	2	Decline or increases on the accomplishments vary according to the speaking engagements of

**QUARTERLY PHYSICAL REPORT OF OPERATION**  
as of Dec. 31, 2018

Department : Presidential Communications Operations Office  
 Agency : News and Information Bureau  
 Operating Unit : \_\_\_\_\_  
 Organization Code (UACS) : \_\_\_\_\_

√	Current Year Appropriations
	Supplemental Appropriations
	Continuing Appropriations
	Off-Budget Account

Particulars	UACS CODE	Physical Targets					Physical Accomplishments					Variance as of Dec. 31, 2018	Remarks
		1 <sup>st</sup> Quarter	2 <sup>nd</sup> Quarter	3 <sup>rd</sup> Quarter	4 <sup>th</sup> Quarter	Total	1 <sup>st</sup> Quarter	2 <sup>nd</sup> Quarter	3 <sup>rd</sup> Quarter	4 <sup>th</sup> Quarter	Total		
1	2	3	4	5	6	7=(3+4+5+6)	8	9	10	11	12=(8+9+10+11)	13	14
													the officials of the Presidential Communications Operations Office.
News monitoring reports and clippings submitted		100% of 66,000	100% of 66,000	100% of 66,000	100% of 66,000	100% of 264,000	115% or 76,207	107% or 70,681	139% or 91,821	113% or 74,896	119% or 313,605	49,605	Exceeded the targets because of increased number of activities of the President.
Media relations services rendered.		100% of 4,000	100% of 4,000	100% of 4,000	100% of 4,000	100% of 16,000	197% or 7,883	357% or 14,282	344% or 13,774	377% or 15,071	319% or 51,010	35,010	Exceeded the targets because of increased number of activities of the President.
Journalists accredited and assisted.		100% of 375	100% of 375	100% of 375	100% of 375	100% of 1,500	120% or 450	48% or 181	74% or 279	157% or 590	100% or 1500	0	Decline or increases on the accomplishments vary according to the number of journalists to be accredited.
Daily news stories, news photos and information gathered and disseminated.		100% of 5,250	100% of 5,250	100% of 5,250	100% of 5,250	100% of 21,000	128% or 6,713	143% or 7,525	149% or 7,827	161% or 8,450	145% or 30,515	9,515	Exceeded the targets because of increased number of activities.
<b>Quality Percentage rating on news, information and media services that</b>	301010001; 301010002	100%	100%	100%	100%	100%	118.96%	116.41%	123.77%	123.34%	121%	21%	Exceeded the targets because of very satisfactory performance.



**QUARTERLY PHYSICAL REPORT OF OPERATION**  
as of Dec. 31, 2018

Department : Presidential Communications Operations Office  
 Agency : News and Information Bureau  
 Operating Unit : \_\_\_\_\_  
 Organization Code (UACS) : \_\_\_\_\_


√	Current Year Appropriations
	Supplemental Appropriations
	Continuing Appropriations
	Off-Budget Account

Particulars	UACS CODE	Physical Targets					Physical Accomplishments					Variance as of Dec. 31, 2018	Remarks
		1 <sup>st</sup> Quarter	2 <sup>nd</sup> Quarter	3 <sup>rd</sup> Quarter	4 <sup>th</sup> Quarter	Total	1 <sup>st</sup> Quarter	2 <sup>nd</sup> Quarter	3 <sup>rd</sup> Quarter	4 <sup>th</sup> Quarter	Total		
1	2	3	4	5	6	7=(3+4+5+6)	8	9	10	11	12=(8+9+10+11)	13	14
KRA No. 1 – Anti-Corruption, Transparent, Accountable and Participatory Governance													
Program Budgeting: Education Program													
MPP													
Target 1													
Target 2													
Other Major Programs and Projects													
PAP													
Target 1													
Target 2													

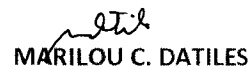
Prepared by:

In coordination with:


Approved by:

  
JOYAL S. ESER

Planning Officer (Designate)  
Date: 01.14.19

  
MARILOU C. DATILES

Acting Budget Officer  
Date: 01.14.19

  
DIR VIRGINIA ARCILLA-AGWAY

Acting Head, NIB  
Date: 01.14.19