

QUARTERLY PHYSICAL REPORT OF OPERATION
As of December 31, 2020

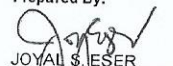
Presidential Communications Operations Office (PCOO)


Agency :


< not applicable >

Organization Code (UACS)

Particulars	UACS CODE	Physical Target (Budget Year)					Physical Accomplishment (Budget Year)					Variance	Remarks
		1st Quarter	2nd Quarter	3rd Quarter	4th Quarter	Total	1st Quarter	2nd Quarter	3rd Quarter	4th Quarter	Total		
1	2	3	4	5	6	7	8	9	10	11	12	13	14
GOVERNMENT NEWS INFORMATION AND MEDIA SERVICES	31010000000000												
OO : Public access, engagement and understanding of Outcome Indicators													
1. Percentage of national, provincial and foreign news stories and news photos utilized		100%	100%	100%	100%	100%	115% or 13,747	118% or 14,206	132% or 15,782	114% or 13,635	119.52% or 57,370	19.52% or 9,370	Exceeded the targets because of increased number of activities and intensified coverage
2. Percentage of presidential stories and photos, transcripts, news monitoring reports and alerts and clippings utilized		100%	100%	100%	100%	100%	100%	100%	100%	100%	100%		
3. Percentage of media arrangement, coordination, accreditation and assistance and press center operations rated as satisfactory or better		100%	100%	100%	100%	100%	118.82%	No Presidential coverage	No Presidential coverage	No Presidential coverage	118.82%	18.82% (1st quarter)	Increase was due to issued IATF IDs and rapid pass to media that cover events in areas under Enhanced Community Quarantine (ECQ) and Modified Enhanced Community Quarantine (MECQ). Decline in the target accomplishments was due to the restriction on visiting journalists and there was no Presidential coverage because of
Output Indicators													
1. Percentage of news, information and media services provided both locally and internationally		100%	100%	100%	100%	100%	127% or 141,172	70% or 77,313	69% or 76,749	86% or 95,845	87% or 387,465	-13% or -56,995	Decrease on the accomplishment was due to limited Presidential coverage because of the COVID-19 pandemic, restriction on visiting journalists, and due to the halt of newspaper subscription since the onset of
2. Percentage rating on news, information and media services that were provided both locally and internationally		100%	100%	100%	100%	100%							
3. Percentage of news, information and media services provided both locally and internationally rendered within prescribed schedule		100%	100%	100%	100%	100%	122.86%	126%	126%	125.89%	125.19%	25.19%	

Prepared By:

JOYAL S. IESER
Planning Officer (Designate)
Date: 2021-01-15

In coordination with:

MARILOU C. DATILES
Budget Officer
Date: 2021-01-15

Approved By: 
VIRGINIA R. ARCILLA-AGDAY
Agency Head
Date: 2021-01-15