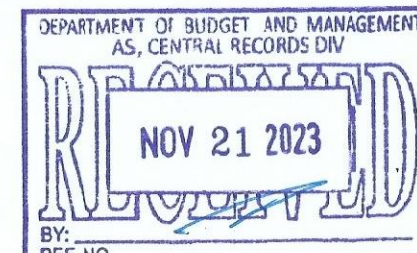


FY 2024 PHYSICAL PLAN


Department : Presidential Communications Office (PCO)
 Agency/Entity : News and Information Bureau
 Operating Unit : < not applicable >
 Organization Code (UACS) : 25 005 0000000

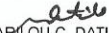
Particulars	UACS CODE	Current Year Accomplishments			Physical Target (Budget Year)					Variance	Remarks
		Actual Jan.1 - Sept.30	Estimate Oct.1 - Dec.30	Total 5=3+4	Total 6=7+8+9+10	1st Quarter 7	2nd Quarter 8	3rd Quarter 9	4th Quarter 10		
GOVERNMENT NEWS INFORMATION AND MEDIA SERVICES PROGRAM	3101000000000000										
Outcome Indicator(s)											
1. Percentage of national, provincial and foreign news stories and news photos utilized		76.67% or 27,821	100% or 12,000	83.00% or 39,821	100% or 48,000	100% of 12,000	100% of 12,000	100% of 12,000	100% of 12,000	17% or 8,179	
2. Percentage of presidential stories and photos, transcripts, news monitoring reports and alerts and clippings utilized		100%	100%	100%	100%	100%	100%	100%	100%		
3. Percentage of media arrangement, coordination, accreditation and assistance and press center operations rated as satisfactory or better		127.45%	100%	113.73%	100%	100%	100%	100%	100%	13.73%	
Output Indicator(s)											
1. Percentage of news, information and media services provided both locally and internationally		133% or 322,691	81% or 65,801	100% or 388,492	100% or 208,900	100% of 52,225	100% of 52,225	100% of 52,225	100% of 52,225	100% of 179,592	
2. Percentage rating on news, information and media services that were provided both locally and internationally		125.41%	100%	112.71%	100%	100%	100%	100%	100%	12.71%	




Department : Presidential Communications Office (PCO)
 Agency/Entity : News and Information Bureau
 Operating Unit : < not applicable >
 Organization Code (UACS) : 25 005 0000000

Particulars	UACS CODE	Current Year Accomplishments			Physical Target (Budget Year)					Variance	Remarks
		Actual Jan.1 - Sept.30	Estimate Oct.1 - Dec.30	Total 5=3+4	Total 6=7+8+9+10	1st Quarter 7	2nd Quarter 8	3rd Quarter 9	4th Quarter 10		
3. Percentage of news, information and media services provided both locally and internationally rendered within prescribed schedule		125.46%	100%	112.73%	100%	100%	100%	100%	100%	12.73%	

Certified Correct:

 JOYAL S. ESLER
 Administrative Officer V
 Date: November 15, 2023 09:17 AM

Certified Correct:

 MARILOU C. DATILES
 Budget Officer
 Date: November 15, 2023 09:17 AM

Recommending Approval By:

 JERECO PALOMA
 Chief Administrative Officer
 Date: November 15, 2023 09:41 AM

Approved By:

 LUIS A. MORENTE
 Director IV
 Date: November 15, 2023 09:42 AM